

NEW AMERICANS IN WASHINGTON




13.1% of Washingtonians are foreign born.

18.5% of Washingtonians are Latino or Asian.


45.5% of immigrants in the state are eligible to vote.

9.4% of registered voters are New Americans.



Washington has 16,449 foreign students who contribute **\$412.1 million** to the state economy.

34.8% of foreign-born adults have a bachelor's degree or higher.




Immigrants are **15.9%** of the state's workforce. **5.1%** of the workforce is unauthorized.

Asian-owned businesses in Washington have sales and receipts of **\$12.3 billion**.

Latino-owned businesses in Washington have sales and receipts of **\$9.7 billion**.

The purchasing power of Washington's Latino population and Asian population, respectively, is **\$14.6 billion** and **\$18 billion**.



86.5% of Washington's children with immigrant parents are U.S. citizens.

79.8% of children with immigrant parents are English proficient.

DID YOU KNOW? Washington would lose **\$14.5 billion** in economic activity if all unauthorized immigrants were removed.

www.immigrationpolicy.org