

NEW AMERICANS IN OHIO




4.1% of Ohioans are foreign born.

4.8% of Ohioans are Latino or Asian.


48.8% of immigrants in the state are eligible to vote.

3.1% of registered voters are New Americans.



Ohio has 22,370 foreign students who contribute **\$583.9 million** to the state economy.

38.6% of foreign-born adults have a bachelor's degree or higher.




Immigrants are **4.7%** of the state's workforce. **1.2%** of the workforce is unauthorized.

Asian-owned businesses in Ohio have sales and receipts of **\$6.8 billion**.

Latino-owned businesses in Ohio have sales and receipts of **\$2.3 billion**.

The purchasing power of Ohio's Latino population and Asian population, respectively, is **\$7.7 billion** and **\$7.3 billion**.



85.3% of Ohio's children with immigrant parents are U.S. citizens.

87.1% of children with immigrant parents are English proficient.

DID YOU KNOW? Ohio would lose **\$4 billion** in economic activity if all unauthorized immigrants were removed.

www.immigrationpolicy.org