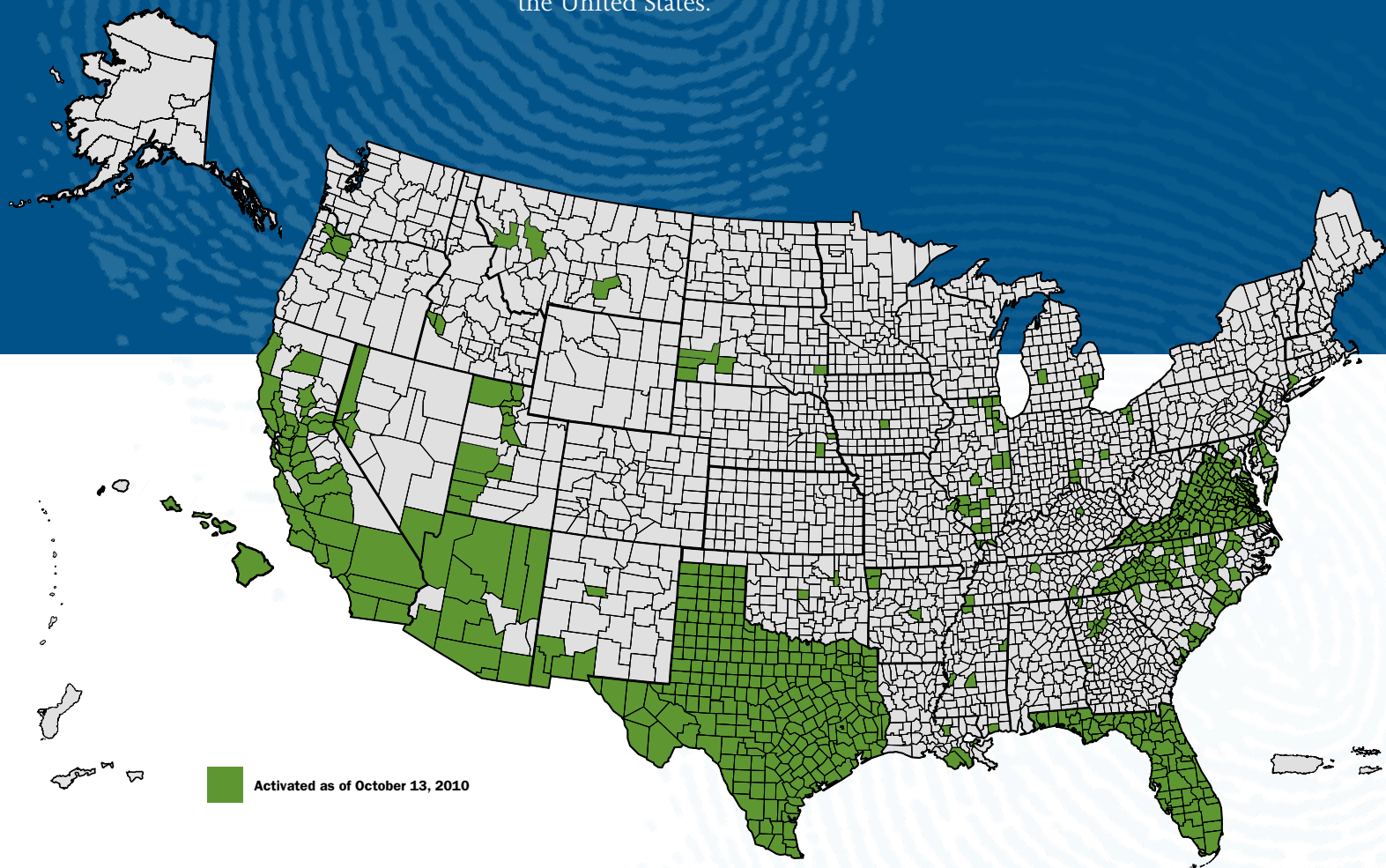


Activated Jurisdictions



As part of the Secure Communities strategy, ICE is deploying a biometric information sharing capability to quickly and accurately identify aliens in law enforcement custody. Since this capability was first activated in 2008, biometric information sharing has helped ICE identify and remove more than 46,000 convicted criminal aliens from the United States.



ICE

Secure
Communities

As of **October 13, 2010**, the biometric information sharing capability is activated in **685** jurisdictions in **33** states. By 2013, ICE plans to be able to respond to all fingerprint matches generated nationwide through this capability.

ALABAMA



Activated Jurisdictions

0 of 67

0%

ALASKA



Activated Jurisdictions

0 of 27

0%

ARIZONA



Activated Jurisdictions

11 of 15

73%

December 23, 2008

[Pinal](#)

January 16, 2009

[Maricopa](#)

[Yavapai](#)

[Yuma](#)

November 17, 2009

[Cochise](#)

[Pima](#)

[Santa Cruz](#)

July 20, 2010

[Mohave](#)

July 27, 2010

[Apache](#)

August 3, 2010

[Navajo](#)

August 10, 2010

[Coconino](#)



ICE

Secure
Communities

ARKANSAS



Activated Jurisdictions
3 of 75
4%

August 17, 2010

Pulaski

August 24, 2010

Benton

Washington

CALIFORNIA



Activated Jurisdictions
38 of 58
66%

May 25, 2010

San Mateo

June 8, 2010

San Francisco

July 27, 2010

Butte

El Dorado

Placer

Shasta

Tulare

Yolo

Yuba

May 26, 2009

San Diego

July 22, 2009

Ventura

August 27, 2009

Los Angeles

September 9, 2009

Imperial

January 5, 2010

Santa Barbara

San Luis Obispo

January 12, 2010

Sacramento

Solano

February 16, 2010

San Joaquin

Stanislaus

March 2, 2010

Sonoma

March 16, 2010

Orange

March 23, 2010

Fresno

April 6, 2010

Contra Costa

Monterey

April 13, 2010

San Bernardino

April 20, 2010

Alameda

May 4, 2010

Santa Clara

May 11, 2010

Riverside

August 10, 2010

Humboldt

Lake

Marin

Mendocino

Merced

Napa

Santa Cruz

September 14, 2010

Kern

Kings

Madera



COLORADO



Activated Jurisdictions
0 of 64
0%

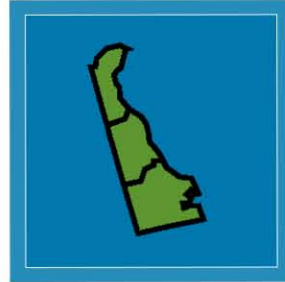
CONNECTICUT



Activated Jurisdictions
1 of 8
12%

June 29, 2010
Fairfield

DELAWARE




Activated Jurisdictions
3 of 3
100%

April 20, 2010
Kent
New Castle
Sussex



ICE | Secure Communities

DISTRICT OF COLUMBIA



Activated Jurisdictions

0 of 1
0%

FLORIDA



Activated Jurisdictions

67 of 67
100%

January 22, 2009

Duval

January 28, 2009

Marion

February 10, 2009

Clay

St. Johns

February 18, 2009

Charlotte

St. Lucie

February 24, 2009

Collier

Hillsborough

Miami-Dade

August 25, 2009

Broward

October 6, 2009

Manatee

October 12, 2009

Brevard

November 10, 2009

Pinellas

November 24, 2009

Monroe

December 8, 2009

Highlands

Lake

April 6, 2010

Orange

Palm Beach

Sarasota

April 13, 2010

Escambia

Leon

Osceola

Polk

Volusia

June 22, 2010

Alachua

Baker

Bay

Bradford

Calhoun

Citrus

Columbia

DeSoto

Dixie

Flagler

Franklin

Gadsden

Gilchrist

Glades

Gulf

Hamilton

Hardee

Hendry

Hernando

Holmes

Indian River

Jackson

Jefferson

Lafayette

Lee

Levy

Liberty

Madison

Martin

Nassau

Okaloosa

Okeechobee

Pasco

Putnam

Santa Rosa

Seminole

Sumter

Suwannee

Taylor

Union

Wakulla

Walton

Washington



ICE

Secure
Communities

GEORGIA



Activated Jurisdictions

8 of 159

5%

November 17, 2009

Clayton

DeKalb

Gwinnett

September 8, 2010

Cobb

Fulton

Muscogee

October 13, 2010

Hall

Whitfield

HAWAII



Activated Jurisdictions

3 of 4

75%

April 13, 2010

Oahu

September 14, 2010

Hawaii

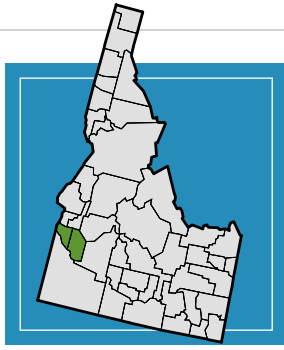
Maui



ICE

Secure
Communities

IDAHO

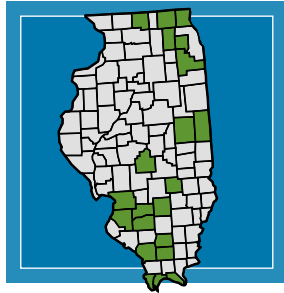


Activated Jurisdictions
2 of 44
5%

June 3, 2010

Ada
Canyon

ILLINOIS



Activated Jurisdictions
21 of 102
21%

November 24, 2009

DuPage
Kane

April 13, 2010

Lake
Madison
McHenry
St. Clair
Will
Winnebago

September 14, 2010

Alexander
Clinton
Franklin
Jackson
Massac
Pulaski
Washington

October 5, 2010

Champaign
Christian
Effingham
Marion
Vermilion
Williamson



ICE | Secure
Communities

INDIANA



Activated Jurisdictions
0 of 92
0%

IOWA



Activated Jurisdictions
1 of 99
1%

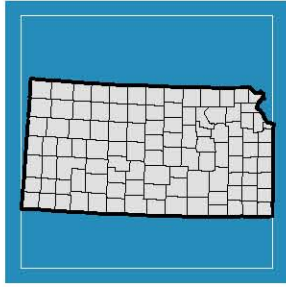
August 31, 2010
Polk



ICE

Secure
Communities

KANSAS



Activated Jurisdictions
0 of 105
0%

KENTUCKY



Activated Jurisdictions
1 of 120
1%

October 5, 2010
Fayette

LOUISIANA



Activated Jurisdictions

5 of 64

8%

November 17, 2009

Jefferson

May 11, 2010

Orleans

June 2, 2010

East Baton Rouge

August 3, 2010

Lafourche

Terrebonne

MAINE

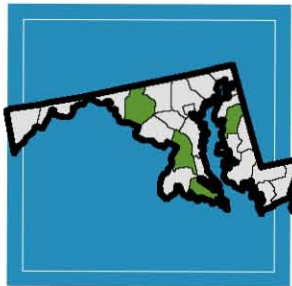


Activated Jurisdictions

0 of 16

0%

MARYLAND



Activated Jurisdictions
4 of 24
17%

December 22, 2009
 Prince George's

April 6, 2010
 Frederick
 Queen Anne's
 St. Mary's

MASSACHUSETTS



Activated Jurisdictions
1 of 15
7%

November 5, 2008
 Suffolk

MICHIGAN



Activated Jurisdictions
4 of 83
5%

October 27, 2009
 Wayne

July 7, 2010
 Oakland

August 10, 2010
 Macomb

September 14, 2010
 Kent



ICE

Secure
Communities

MINNESOTA



Activated Jurisdictions

0 of 87

0%

MISSISSIPPI



Activated Jurisdictions

5 of 82

6%

July 20, 2010

Warren

August 10, 2010

Harrison

Lowndes

Rankin

September 28, 2010

DeSoto



ICE

Secure
Communities

MISSOURI



Activated Jurisdictions

2 of 115

2%

September 21, 2010

St. Louis City

St. Louis County

MONTANA



Activated Jurisdictions

3 of 56

5%

July 27, 2010

Lewis and Clark

Missoula

August 10, 2010

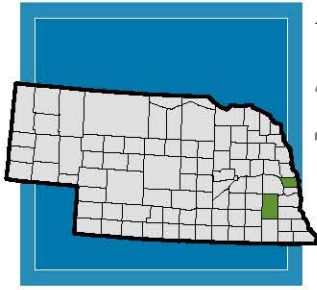
Yellowstone



ICE

Secure
Communities

NEBRASKA



Activated Jurisdictions
2 of 93
2%

August 17, 2010

Douglas

Lancaster

NEVADA



Activated Jurisdictions
5 of 17
29%

July 13, 2010

Washoe

July 27, 2010

Clark

October 5, 2010

Carson City

October 13, 2010

Douglas

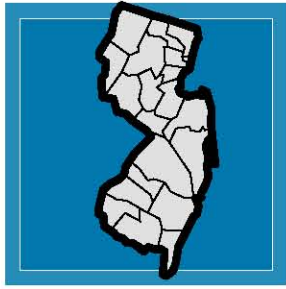
Lyon

NEW HAMPSHIRE



Activated Jurisdictions
0 of 10
0%

NEW JERSEY



Activated Jurisdictions
0 of 21
0%

NEW MEXICO



Activated Jurisdictions
5 of 33
15%

June 24, 2009

Dona Ana

July 14, 2009

Grant

Hidalgo

Luna

September 29, 2009

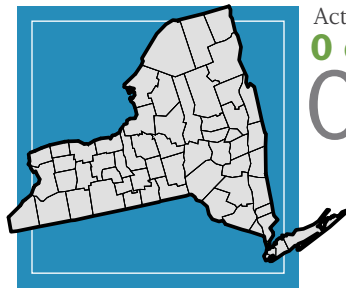
Bernalillo



ICE

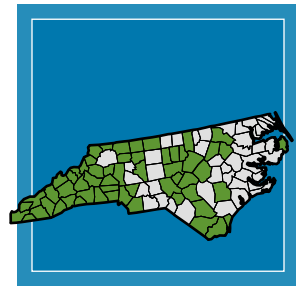
Secure
Communities

NEW YORK



Activated Jurisdictions
0 of 62
0%

NORTH CAROLINA



Activated Jurisdictions
59 of 100
59%

October 13, 2010

Alexander
 Alleghany
 Ashe
 Avery
 Mitchell
 Rockingham
 Stokes
 Surry
 Watauga
 Wilkes
 Yadkin

November 12, 2008

Wake

November 17, 2008

Buncombe
 Gaston
 Henderson

January 6, 2009

Duplin
 New Hanover

January 13, 2009

Orange

January 21, 2009

Harnett

January 28, 2009

Cabarrus
 Catawba

February 3, 2009

Cumberland

February 10, 2009

Durham

October 27, 2009

Mecklenburg

March 30, 2010

Brunswick
 Columbus
 Dare
 Halifax
 Jackson
 Lee
 Transylvania
 Union
 Cherokee
 Clay
 Graham
 Haywood
 Macon
 Madison
 Swain
 Yancey

July 13, 2010

August 10, 2010

Burke
 Caldwell
 Cleveland
 Davidson
 Forsyth
 Iredell
 Lincoln
 McDowell
 Polk
 Rutherford

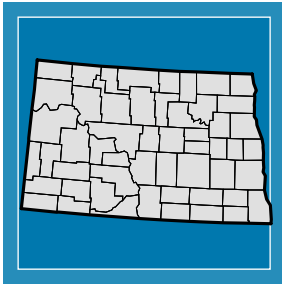
September 8, 2010

Alamance
 Bladen
 Chatham
 Edgecombe
 Granville
 Hoke
 Johnston
 Moore
 Nash



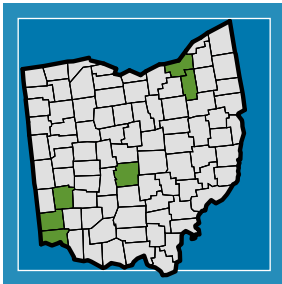
ICE | Secure Communities

NORTH DAKOTA



Activated Jurisdictions
0 of 53
0%

OHIO



Activated Jurisdictions
6 of 88
7%

January 19, 2010

Cuyahoga
 Franklin

July 13, 2010

Butler
 Montgomery

July 20, 2010

Hamilton

August 24, 2010

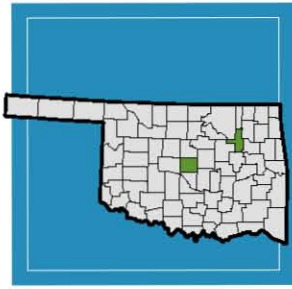
Summit



ICE

Secure
 Communities

OKLAHOMA



Activated Jurisdictions
2 of 77
3%

November 3, 2009

Oklahoma

Tulsa

OREGON



Activated Jurisdictions
4 of 36
11%

April 6, 2010

Clackamas

May 4, 2010

Marion

May 18, 2010

Multnomah

August 31, 2010

Washington



ICE

Secure
Communities

PENNSYLVANIA



Activated Jurisdictions

3 of 67

4%

December 16, 2008

Bucks

Montgomery

July 21, 2009

Philadelphia

RHODE ISLAND



Activated Jurisdictions

0 of 5

0%



ICE

Secure
Communities

SOUTH CAROLINA



Activated Jurisdictions
7 of 46
15%

September 8, 2010

Charleston
 Greenville
 Horry

October 13, 2010

Beaufort
 Berkeley
 Dorchester
 York

SOUTH DAKOTA



Activated Jurisdictions
5 of 66
8%

June 22, 2010

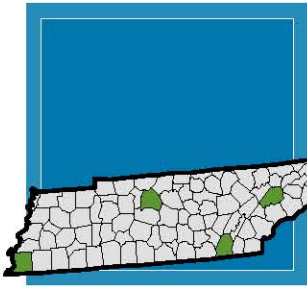
Minnehaha
 Pennington

August 31, 2010

Custer
 Fall River
 Jackson



ICE | Secure Communities



Activated Jurisdictions

4 of 95

4%

June 17, 2010

Knox

June 22, 2010

Hamilton

Shelby

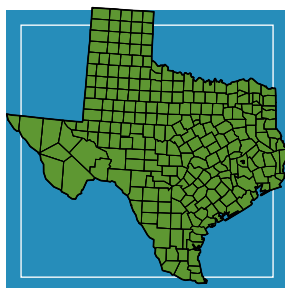
August 10, 2010

Davidson



ICE

Secure
Communities



Activated Jurisdictions

260 of 260
100%

October 27, 2008

Harris

November 12, 2008

Dallas-Dallas
County Jail

December 9, 2008

Maverick
Val Verde

December 16, 2008

Kinney
Real

January 13, 2009

Dallas and Kaufman-
Mesquite PD

January 21, 2009

Collin
Dallas and Collin-
Richardson PD
Uvalde

January 28, 2009

Denton
Zavala

February 3, 2009

Hunt

February 9, 2009

Grayson

February 10, 2009

Dallas, Collin,
Denton-
Carrollton PD
Johnson

February 18, 2009

Dallas-Farmers
Branch PD

February 24, 2009

Dallas-Irving PD
Kaufman

May 18, 2009

Texas Dept. of
Criminal Justice

June 9, 2009

Brooks
Jim Wells
Kleberg
Starr

June 10, 2009

Hidalgo
Kenedy

June 15, 2009

Willacy

June 16, 2009

Bexar
Dimmit
Travis
Webb
Zapata

June 17, 2009

El Paso
Presidio
Terrell

June 19, 2009

Nueces

June 24, 2009

Brewster
Jeff Davis
Pecos

July 14, 2009

Culberson
Hudspeth

August 18, 2009

Tarrant

September 16, 2009

Brazoria
Fort Bend
Montgomery

September 22, 2009

Galveston

September 29, 2009

Jefferson

January 26, 2010

McLennan
Williamson

May 4, 2010

Hemphill
Lubbock
Potter
Randall

May 25, 2010

Bell

June 8, 2010

Atascosa
Bandera
Burnet
Duval
Edwards
Frio
Gillespie
Gonzales
Guadalupe
Hays
Jim Hogg
Karnes
Kendall
Kimble
La Salle
McMullen
Medina
Wilson

June 15, 2010

Aransas
Bee
Calhoun
Fayette
Jackson
Lavaca
Live Oak
Matagorda
San Patricio
Victoria
Wharton

June 22, 2010

Bastrop
Blanco
Caldwell
Llano
Mason
McCulloch
San Saba

June 29, 2010

Bosque
Comal
Coryell
Falls
Freestone
Hamilton
Hill
Kerr
Lampasas
Limestone
Somervell

July 7, 2010

Anderson
Andrews
Bowie
Camp
Cass
Cherokee
Crane
Delta
Ector
Fannin
Franklin
Gregg
Harrison
Henderson
Hopkins
Lamar
Loving
Marion
Martin
Midland
Morris
Panola
Rains
Red River
Reeves
Rusk
Smith
Titus
Upshur
Upton
Van Zandt
Ward
Winkler
Wood

July 20, 2010

Angelina
Chambers
Colorado
DeWitt
Goliad
Hardin
Jasper
Liberty
Nacogdoches
Newton
Orange
Polk
Refugio
San Augustine
Shelby
Tyler

July 27, 2010

Cameron

August 3, 2010

Cooke
Ellis
Hood
Jack
Montague
Navarro
Parker

August 3, 2010

Rockwall
Sabine
Wise

August 10, 2010

Archer
Baylor
Brown
Callahan
Clay
Coleman
Comanche
Eastland
Erath
Fisher
Foard
Hardeman
Haskell
Jones
Kent
King
Knox
Mills
Palo Pinto
Runnels
Shackelford
Stephens
Taylor
Throckmorton
Wichita
Young

August 17, 2010

Borden
Gaines
Mitchell
Scurry
Sterling

August 24, 2010

Coke
Concho
Crockett
Dawson
Glasscock
Howard
Irion
Menard
Reagan
Schleicher
Sutton
Tom Green

August 31, 2010

Stonewall
Wilbarger

September 14, 2010

Madison
Milam
Robertson
San Jacinto
Trinity
Walker
Waller
Washingtion

September 21, 2010

Briscoe
Cochran
Cottle
Crosby
Dickens
Floyd
Garza
Hockley
Lynn
Motley
Nolan
Terry
Yoakum

September 28, 2010

Armstrong
Bailey
Carson
Castro
Childress
Collingsworth
Dallam
Deaf Smith
Donley
Gray
Hale
Hall
Hansford
Hartley
Hutchinson
Lamb
Lipscomb
Moore
Ochiltree
Oldham
Parmer
Roberts
Sherman
Shwisher
Wheeler

September 14, 2010

Austin
Brazos
Burleson
Grimes
Houston
Lee
Leon



ICE

Secure
Communities

UTAH



Activated Jurisdictions

11 of 29
38%

March 23, 2010

Salt Lake

March 30, 2010

Davis

Utah

April 20, 2010

Box Elder

April 27, 2010

Weber

May 18, 2010

Cache

June 8, 2010

Beaver

Sevier

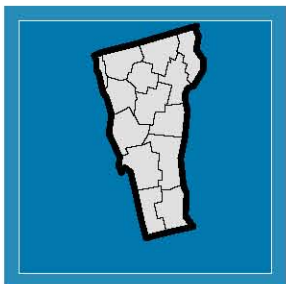
Washington

July 27, 2010

Iron

Millard

REARMS ISLAND



Activated Jurisdictions

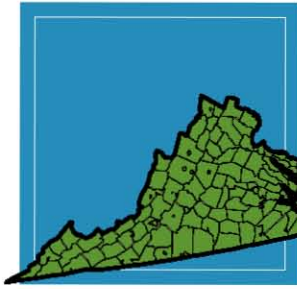
0 of 14
0%



ICE

Secure
Communities

VIRGINIA



Activated Jurisdictions
129 of 129
100%

March 9, 2009

Fairfax

September 29, 2009

Prince William

March 30, 2010

Alexandria City

Fauquier

Loudoun

April 1, 2010

Arlington

April 13, 2010

Rappahannock

April 20, 2010

Henrico

Norfolk City

Richmond City

Virginia Beach City

May 11, 2010

Chesterfield

Hanover

Newport News City

Petersburg City

Stafford

May 18, 2010

Brunswick

Caroline

Colonial Heights City

Dinwiddie

Greensville

Hopewell City

Nottoway

Prince Edward

Prince George

May 25, 2010

Falls Church City

Richmond

June 2, 2010

Amelia

Buckingham

Charles City

Cumberland

Emporia City

Essex

Goochland

King and Queen

King William

Lancaster

Lunenburg

Mathews

Mecklenburg

Middlesex

New Kent

Northumberland

Powhatan

Surry

Sussex

Westmoreland

June 8, 2010

Accomack

Albemarle

Augusta

Charlottesville City

Chesapeake City

Clarke

Culpeper

Fluvanna

Franklin

Frederick

Fredericksburg City

Gloucester

Greene

Hampton City

Harrisonburg City

Highland

Isle of Wight

James City

King George

Louisa

Madison

Nelson

Northampton

Orange

Page

Poquoson City

Portsmouth City

Rockingham

Shenandoah

Southampton

Spotsylvania

Staunton City

Suffolk City

Warren

Waynesboro City

Williamsburg City

Winchester City

York

June 15, 2010

Alleghany

Amherst

Appomattox

Bath

Bedford

Bedford City

Bland

Botetourt

Bristol City

Buchanan

Buena Vista City

Campbell

Carroll

Charlotte

Covington City

Craig

Danville City

Dickenson

Floyd

Franklin City

Galax City

Giles

Grayson

Halifax

Henry

Lee

Lexington City

Lynchburg City

Martinsville City

Montgomery

Norton City

Patrick

Pittsylvania

Pulaski

Radford City

Roanoke

Roanoke City

Rockbridge

Russell

Salem City

Scott

Smyth

Tazewell

Washington

Wise

Wythe

WASHINGTON



Activated Jurisdictions
0 of 39
0%



ICE

Secure
Communities

RHODE ISLAND



Activated Jurisdictions
0 of 55
0%

WISCONSIN



Activated Jurisdictions
0 of 72
0%



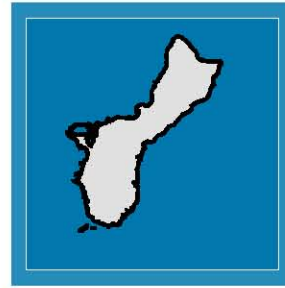
ICE | Secure Communities

WYOMING



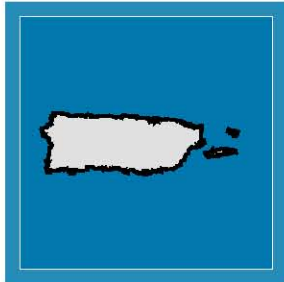
Activated Jurisdictions
0 of 23
0%

RAHØME ISLAND



Activated Jurisdictions
0 of 1
0%

PUERTO RICO



Activated Jurisdictions
0 of 1
0%

U.S. VIRGIN ISLANDS



Activated Jurisdictions
0 of 1
0%



ICE

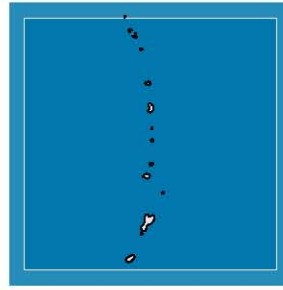
Secure
Communities

AMERICAN SAMOA



Activated Jurisdictions
0 of 1
0%

RHODE ISLAND



Activated Jurisdictions
0 of 1
0%